









MAKE CENTRAL A1[M] YOURS


**PLANNING CONSENT
SCHEDULE OF AREAS**

	sq ft	sq m
Warehouse	436,000	40,506
Hub office 1	2,500	232
Hub office 2	2,500	232
Three storey offices	20,000	1,858
Total GIA	461,000	42,828

*Consented unit, subject to agreement of terms

PANATTONI GRADE-A SPECIFICATION

-  27 acre development
-  up to 18m clear internal height
-  2 MVA grid supply
-  Secure yard
-  Separate car parks
-  20% EV charging points
-  FM1 flooring
-  50kN/m² Floor loading



While reserve matters planning consent is in place for 461,000 sq ft, the site is able to accommodate up to 500,000 sq ft, subject to planning. Full details on request.