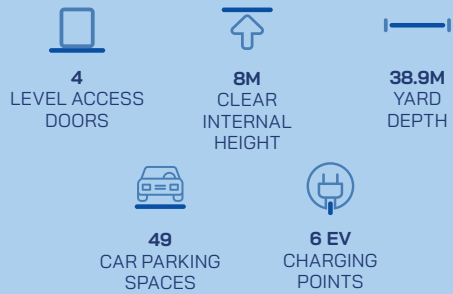


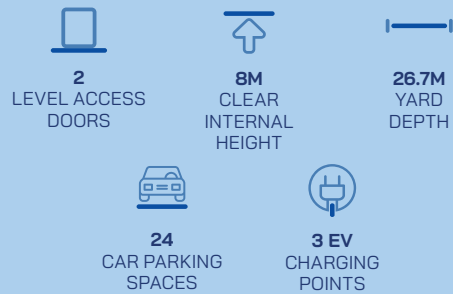
UNIT 1

Warehouse	50,207 sq ft	4,664 sq m
Offices	5,190 sq ft	482 sq m
TOTAL (GEA)	55,397 sq ft	5,146 sq m



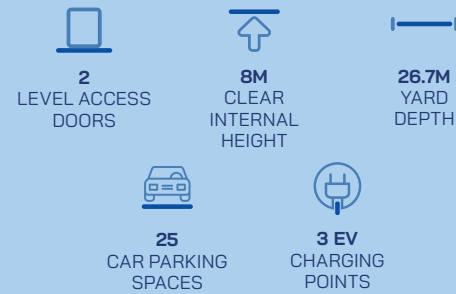
UNIT 2A

Warehouse	20,102 sq ft	1,868 sq m
Offices	4,313 sq ft	400 sq m
TOTAL (GEA)	24,415 sq ft	2,268 sq m



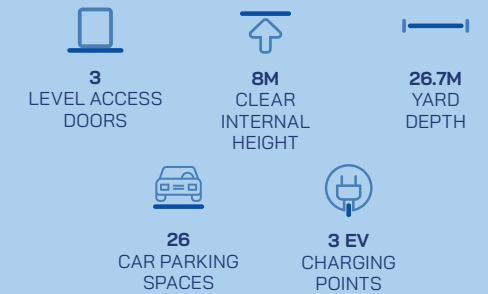
UNIT 2B

Warehouse	16,760 sq ft	1,557 sq m
Offices	2,933 sq ft	273 sq m
TOTAL (GEA)	19,693 sq ft	1,830 sq m



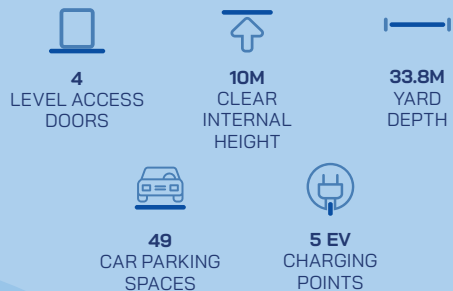
UNIT 2C

Warehouse	25,065 sq ft	2,329 sq m
Offices	5,491 sq ft	510 sq m
TOTAL (GEA)	30,556 sq ft	2,839 sq m



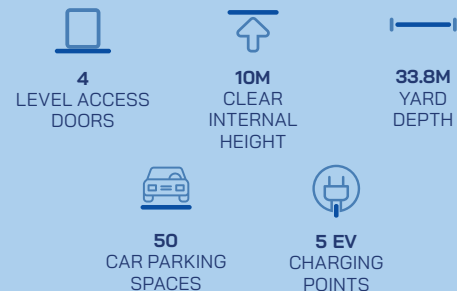
UNIT 3

Warehouse	43,010 sq ft	3,996 sq m
Offices	6,260 sq ft	581 sq m
TOTAL (GEA)	49,270 sq ft	4,577 sq m



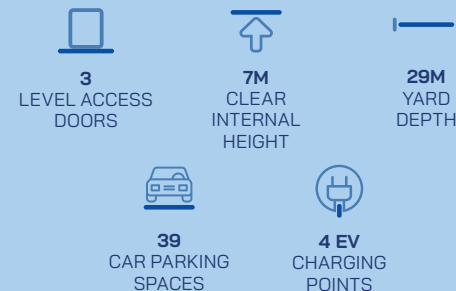
UNIT 4

Warehouse	45,019 sq ft	4,182 sq m
Offices	6,292 sq ft	585 sq m
TOTAL (GEA)	51,311 sq ft	4,767 sq m



UNIT 5

Warehouse	30,792 sq ft	2,861 sq m
Offices	5,640 sq ft	524 sq m
TOTAL (GEA)	36,432 sq ft	3,385 sq m



7 SPECULATIVELY BUILT INDUSTRIAL /LOGISTICS UNITS