









UNIT 8

TOTAL (GEA) 11,205 sq ft 1,041 sq m

- 
1 LEVEL ACCESS DOORS
- 
8M CLEAR INTERNAL HEIGHT
- 
2 EV CHARGING POINTS
- 
11 CAR PARKING SPACES





UNIT 10

TOTAL (GEA) 11,044 sq ft 1,026 sq m

- 
1 LEVEL ACCESS DOORS
- 
8M CLEAR INTERNAL HEIGHT
- 
2 EV CHARGING POINTS
- 
11 CAR PARKING SPACES





UNIT 12

TOTAL (GEA) 16,684 sq ft 1,550 sq m

- 
1 LEVEL ACCESS DOORS
- 
8M CLEAR INTERNAL HEIGHT
- 
5 EV CHARGING POINTS
- 
15 CAR PARKING SPACES

UNIT 14





TOTAL (GEA) 17,922 sq ft 1,665 sq m

- 
1 LEVEL ACCESS DOORS
- 
8M CLEAR INTERNAL HEIGHT
- 
5 EV CHARGING POINTS
- 
15 CAR PARKING SPACES







UNIT 16

TOTAL (GEA) 12,174 sq ft 1,131sq m

- 
1 LEVEL ACCESS DOORS
- 
8M CLEAR INTERNAL HEIGHT
- 
2 EV CHARGING POINTS
- 
11 CAR PARKING SPACES





UNIT 18

TOTAL (GEA) 8,138 sq ft 756 sq m

- 
1 LEVEL ACCESS DOORS
- 
8M CLEAR INTERNAL HEIGHT
- 
2 EV CHARGING POINTS
- 
7 CAR PARKING SPACES





UNIT 20





TOTAL (GEA) 8,762 sq ft 814 sq m

- 
1 LEVEL ACCESS DOORS
- 
8M CLEAR INTERNAL HEIGHT
- 
2 EV CHARGING POINTS
- 
7 CAR PARKING SPACES

UNIT 22

TOTAL (GEA) 10,678 sq ft 992 sq m

- 
1 LEVEL ACCESS DOORS
- 
8M CLEAR INTERNAL HEIGHT
- 
2 EV CHARGING POINTS
- 
11 CAR PARKING SPACES

- 
UP TO 50KN/M2 FLOOR LOADING
- 
15% ROOF LIGHTS
- 
LED LIGHTING
- 
2 MVA POWER SUPPLY PARK WIDE
(Additional 7MVA upon request)